

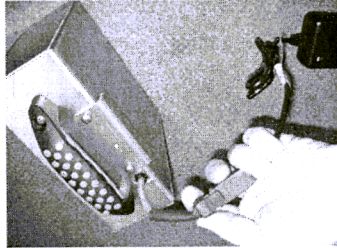
Battery-pack Instructions

Charging the battery-pack...


READ THE FOLLOWING! ALWAYS CHARGE THE BATTERY-PACK! When the ball machine is not in use, the battery-pack should always be plugged into the charger and charged. The charger is designed to maintain the proper health of the battery by only charging it as needed and never overcharging. If a battery is left sitting without the charger connected for an extended period of time, the overall battery-life will start to diminish.



A. Line up the battery connector with the connector from the charger.




B. Plug the battery-pack into the charger connector.



C. Locate the wall outlet cable connection on the charger.



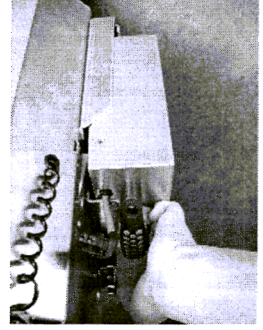
D. Plug the wall outlet cable into a wall outlet.



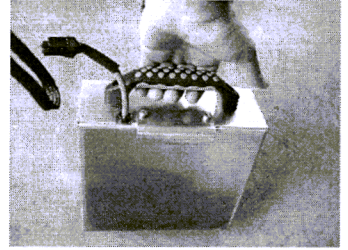
E. Plug the wall outlet cable into the charger.

F. The light on the charger will turn orange while charging or green when a battery is finished charging or no battery is connected.


D. Slide the battery downward to lock it in.



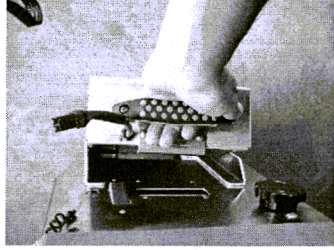
A. Grab the battery by the handle.



E. When the battery goes all the way in, it should "click".



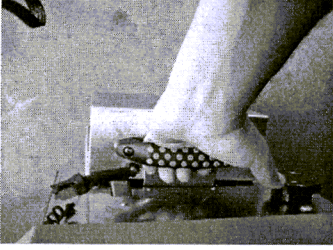
B. Line up the battery with the guides while rocking the battery in.



F. Plug in the battery with the black connector.




C. Line up the hasp on the battery with the slide in hole.




How to mount the battery-pack...

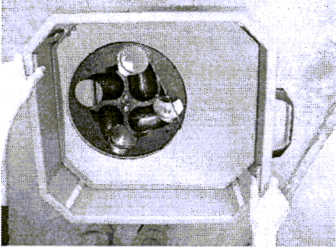
A. Press hopper release buttons.



B. Pull up while depressing buttons.




C. Release hopper release buttons.



Raise the hopper.

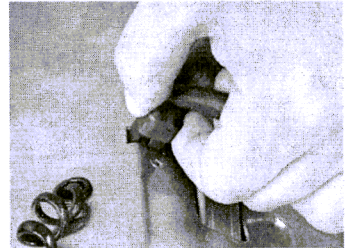
Hopper Shown Raised




Hopper Shown Lowered




How to remove the battery-pack...




A. Squeeze the black connector.



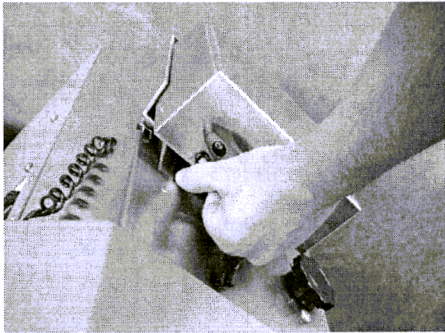
B. While squeezing the black connector, pull the battery pack straight out.




D. Push on the battery lock button.



E. While pushing the battery lock button...



F. Pull the battery-pack up and out.



C. Grab the battery pack by the handle.